

VX10 / VX10 Lo VOCAL CONDENSER MICROPHONE

OVERVIEW:

The VX10 is a professional vocal condenser microphone designed to set new performance standards in the areas of live sound and broadcast applications. With a uniformly controlled frequency response from 40 Hz - 20 kHz, the VX10 is highly sensitive to transient response and will reproduce vocals and speech with exceptional detail and realism.

The VX10 is characterized with a cardioid polar pattern which helps isolate the vocals from the rest of the instruments on stage. Other features include a 21 mm gold vapor capsule and a multi-stage internal pop filter. The VX10 will handle sound pressure levels of ≥ 138 dB and will provide over 20 dB of ambient noise rejection on live stages. The VX10 is also available in a low output model (VX10 Lo) for greater control with loud stage volumes or extremely powerful vocalists.

In addition to vocal applications, the VX10 is ideally suited to capture acoustic instruments such as guitar, woodwinds, brass, percussion toys, drum overheads, hi-hat and piano. It is an excellent choice for professional studio recording.

The VX10 is well balanced, comfortable to hold, durable, and manufactured with high standards and tight tolerances. The VX10 includes a precision die cast zinc alloy body, black E-coat finish, laser etched model and serial number, Switchcraft® or Audix XLR connector and heavy duty nylon clip.

SUPPLIED ACCESSORIES:

Foam lined wooden carrying case (CASE WOOD)
Heavy duty nylon mic clip (MC1)
Carrying pouch (P1)

OPTIONAL ACCESSORIES:

WS 10 - External acoustic foam windscreen
GR357 - Rounded top steel mesh grill ball
APS 2 - Two-channel phantom power supply
CBL 20 - 20' XLR-XLR Low noise mic cable
CBL DR25 - 25' Right angle XLR-XLR low noise mic cable



FEATURES:

Studio quality sound
Extremely detailed and accurate
Multi-stage internal pop filter
Low noise circuitry
Comfortable to hold
3 year warranty

APPLICATIONS:


Lead vocals
Background vocals
Studio vocals
Speech
On air announce microphone
Live performance and live broadcasts
Excellent for use with in-ear monitors
Acoustic instruments



MC1



CASE WOOD



WS 10



APS 2



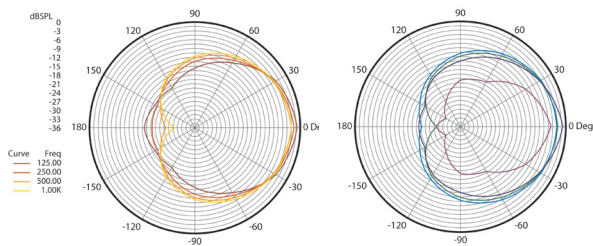
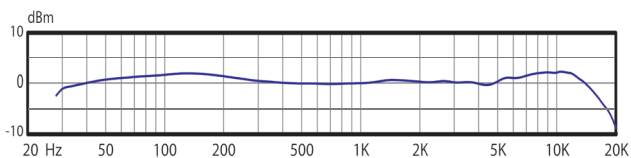
CBL 20

VX10 / VX10 Lo

SPECIFICATIONS:

Transducer Type	Condenser
Frequency Response	40 Hz - 20 kHz
Polar Pattern	Cardioid
Output Impedance	250 ohms
Sensitivity	VX10 - 24 mV / Pa @ 1k VX10-Lo - 4 mV / Pa @ 1k
Equivalent Noise Level	19 dB (A weighted)
Signal to Noise Ratio	75 dB
Off Axis Rejection	>20 dB
Maximum SPL	≥138 dB
Dynamic Range	119 dB
Power Requirements	48 - 52v phantom
Connector	Switchcraft® or Audix male XLR connector
Polarity	Positive voltage on pin 2 relative to pin 3 of output XLR connector
Housing / Finish	Die Cast Zinc Brass capsule housing/ Black E-coat
Weight	318.6 g / 11.24 ounces
Length	180 mm / 7.1 inches

FREQUENCY / POLARS:



***All specifications subject to change without notice.

SERVICE AND WARRANTY:

This microphone is under warranty for a period of 3 years from any and all manufacturing defects. Should your microphone fail in any way, please contact the Audix Service department at 503-682-6933. A Return Authorization number is required before returning any products.

CARE AND MAINTENANCE:

The VX10 & VX10-Lo are manufactured to exacting specs with roadworthy construction. However, the capsule is highly sensitive and should be handled with care. Avoid extreme temperatures and be sure to store your microphone in the pouch provided when not in use. Moisture of any kind can adversely affect the sound and performance of your microphone.

ARCHITECTS AND ENGINEERS SPECIFICATIONS:

The microphone shall be of the condenser type with a cardioid polar pattern. The microphone shall operate on 48-52 Volts phantom power and the nominal output impedance shall be equal to 250 ohms at 1 kHz. The microphone shall have a sensitivity of 24 mV / Pa at 1 kHz. The microphone shall have a maximum SPL level of ≥138 dB with a THD of 0.5%. The microphone shall have a steel mesh grill and a body of die cast zinc alloy with dimensions of 24 mm diameter at the base, 50 mm in diameter at the and 180 mm in length. The microphone shall be the Audix VX10.

OPERATION:

The VX10 is a low impedance microphone and should be plugged into a "mic level" input on your console, mixer, or recording device. The VX10 requires phantom power and will NOT operate without phantom power voltage (48 Volts recommended) which is available on most professional mic preamps and mixing devices. If phantom power is not available on your equipment, you will have to procure a phantom power supply (such as the Audix APS2).

Avoid plugging or unplugging the microphone from a PA system unless the channel is muted or the volume of the system is turned down. Failure to do so may result in a loud "popping" noise which could seriously damage the speakers in the PA system.

USER TIPS:

The VX10, an excellent choice for lead and background vocals, has a cardioid pick-up pattern which helps to minimize sound from other instruments on stage from "bleeding" into the microphone. The VX10 is highly sensitive and will accommodate working distances of 1-12 inches from the performers mouth. Depending on the instrumentation and volume on stage, the vocalist may have to experiment to find the optimum working range.

When using stage monitors, avoid pointing the back of the microphone directly into the stage monitor. Instead, set the microphone at an angle parallel to the floor, putting the angle of the mic on a different plane with the angle of the monitor.

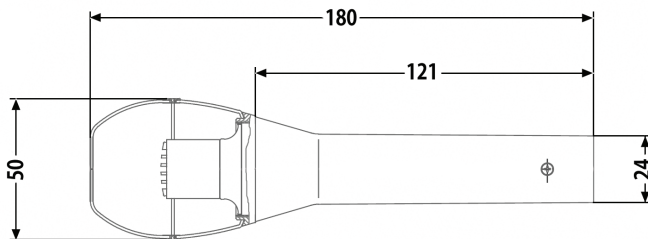
Allow a distance of 2-3 feet between microphones to avoid phase cancellation issues.

RECORDING:

The VX10 technology is derived from the Audix SCX series, which was developed specifically for high quality recording applications. For this reason, the VX10 can be used successfully to record practically any acoustic instrument. Simply point the microphone towards the sound source, being careful that the mic is the correct distance in order to avoid distortion. Because of the smaller diaphragm and cardioid pick-up pattern, close miking techniques may be employed to minimize the room sound and maximize the sound of the instrument.

*Further miking techniques may be found on our website at www.audixusa.com

DIMENSIONS (mm):



www.audixusa.com
503-682-6933 Fax: 503-682-7114
Audix Corporation 9400 SW Barber St. Wilsonville, OR 97070



AUDIX WARRANTY REGISTRATION FORM

Name: _____ Model: _____
 Company: _____ Serial Number: _____
 Address: _____ Store: _____
 City: _____ Store Location: _____
 Prov./State: _____ Zip: _____ Purchase Date: _____
 Phone: () _____ Signature: _____
 Email: _____ Date: _____

Please Check all that apply:

Male Female

Age:

- 18 or Under
- 19-25
- 26-35
- 36-45
- 46-55
- 55 +

Occupation:

- Musician
- Producer
- Sound Eng.
- Radio/TV
- Production
- Other _____

Primary Instruments:

- Vocal
- Guitar / Bass
- Drums
- Keyboard
- Brass
- Woodwinds
- Strings
- Other _____

Product to be used for:

- Pro live sound
- Pro recording
- Home recording
- Rehearsal
- Installation
- School
- House of Worship
- Other _____

How did you hear about Audix?

- Magazine Ad
- On-line Store
- Salesman
- Online Ad
- Friend
- Other _____

Do you own other Audix Products? Yes No

Model(s) _____

Have you visited the Audix website? Yes No

Please register your product online at www.audixusa.com or mail this form to:
 Audix Microphones P.O. Box 4010 Wilsonville, OR 97070